


DreamWear patient fitting guide


Follow the instructions to get started fitting your full face, nasal or gel pillows mask


Full face


Using the full face sizing gauge, hold horizontally under the nose and select the cushion size based on where the outer edge of your nostrils and tip of your nose contact the gauge. **Note: Four cushion sizes (small, medium, large, medium-wide) are available.**


1  The cushion opening will be directly under the nostrils. The cushion will hug the nose and mouth, and leak will be minimal.

Note: At no time should the nose be inside of the cushion opening. If any part of the cushion overlaps the nose, the cushion is being worn incorrectly. A different size cushion may be needed.

2  With the mask assembled, place the cushion under the nose.

3  Position the frame on the top of the head. Pull the headgear over the back of the head.

4  Attach the magnetic headgear clips to the mask cushion.

5  To adjust the mask, peel the headgear tabs away from the fabric. Adjust the length of the top straps. Press the tabs back against the fabric to reattach. Repeat this step with the bottom straps.

Note: Do not overtighten the headgear.


6  Position the mask until it fits comfortably. When finished, the elbow should rest at the top of the head.

Note: Please read the Instructions for use for further fitting information.


Nasal


Using the nasal cushion sizing gauge (included with the mask), hold it horizontally under the nose. Select the cushion size based on where the outer edge of the nostrils and tip of the nose contact the gauge.


Note: Four cushion sizes (small, medium, large, medium-wide) are available.

1  The cushion opening will be directly under the nostrils. The cushion will hug the nose and leak will be minimal.


Note: At no time should the nose be inside the cushion opening. If any part of the cushion overlaps the nose, the cushion is being worn incorrectly.

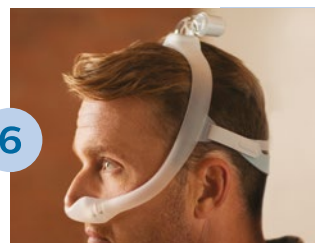
2  With the mask assembled, place the cushion under the nose.

3  Position the frame on the top of the head. Pull the headgear over the back of the head.

4  To adjust the mask, peel the headgear tabs away from the fabric. Adjust the length of the straps. Press the tabs back against the fabric to reattach.

Note: Do not overtighten the headgear.

5  Position the mask until it fits comfortably.

6  When finished, the elbow should rest at the top of the head.

Note: Please read the Instructions for Use for further fitting information.

Gel pillows

Using the gel pillows sizing gauge, place the pillows cushion tips into the nostrils. Choose the cushion size that allows the blue gel bases to sit comfortably under the nose without any gaps.

Note: Three cushion sizes (small, medium, large) are available.

1 

2 

3 

4 

5 

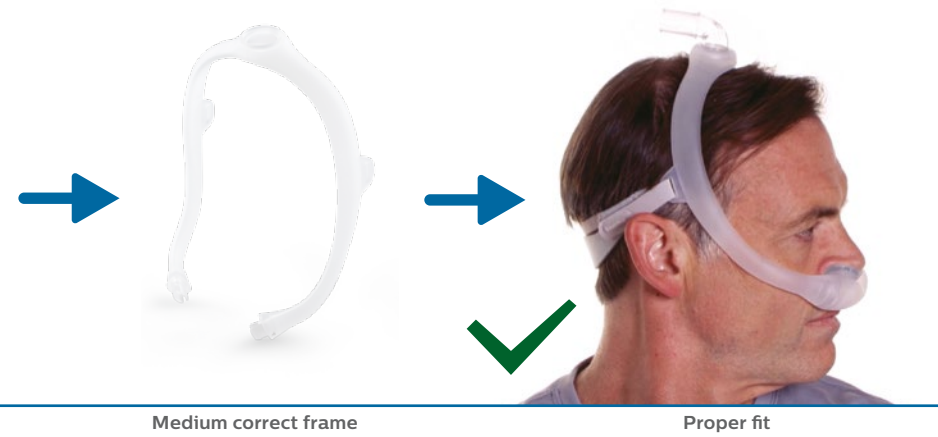
6 

Making it simple to find the right fit

Achieving the right fit with DreamWear is easy

Medium frame sizing


The medium mask frame will comfortably fit most faces. If the medium frame does not fit a patient's face, a small or large mask frame might better suit your patient's needs.



Medium correct frame

Proper fit

Large frame sizing




Mask too small

Large correct frame

Proper fit

Small frame sizing



Mask too large

Small correct frame

Proper fit

Ordering information

DreamWear standard and fitpak configurations	Nasal part number	Gel pillows part number	Full face part number
DreamWear with headgear, sm and med frames, small cushion	N/A	N/A	1133375
DreamWear with headgear, sm and med frames, medium cushion	N/A	N/A	1133376
DreamWear with headgear, sm and med frames, large cushion	N/A	N/A	1133377
DreamWear with headgear, sm and med frames, med-wide cushion	N/A	N/A	1133378
DreamWear with headgear, med frame, all cushion sizes	1116700	1124984	1133400
DreamWear without headgear, med frame, all cushion sizes	1116701	1124985	N/A
DreamWear mask without headgear, medium frame	Nasal part number	Gel pillows part number	Full face part number
Small cushion	1116705	1124986	1133405
Medium cushion	1116706	1124987	1133406
Large cushion	1116707	1125008	1133407
Medium-wide cushion*	1116708	N/A	1133408
DreamWear mask without headgear, small frame	Nasal part number	Gel pillows part number	Full face part number
Small cushion	1116710	1125009	1133410
Medium cushion	1116711	1125010	1133411
Large cushion	1116712	1125011	1133412
Medium-wide cushion*	1116713	N/A	1133413
DreamWear mask without headgear, large frame	Nasal part number	Gel pillows part number	Full face part number
Small cushion	1116715	1125012	1133415
Medium cushion	1116716	1125013	1133416
Large cushion	1116717	1125014	1133417
Medium-wide cushion*	1116718	N/A	1133418
DreamWear mask with headgear, small frame	Nasal part number	Gel pillows part number	Full face part number
Small cushion	1116685	1125018	1133385
Medium cushion	1116686	1125019	1133386
Large cushion	1116687	1125020	1133387
Medium-wide cushion*	1116688	N/A	1133388
DreamWear mask with headgear, medium frame	Nasal part number	Gel pillows part number	Full face part number
Small cushion	1116680	1125015	1133380
Medium cushion	1116681	1125016	1133381
Large cushion	1116682	1125017	1133382
Medium-wide cushion*	1116683	N/A	1133383
DreamWear mask with headgear, large frame	Nasal part number	Gel pillows part number	Full face part number
Small cushion	1116690	1125021	1133390
Medium cushion	1116691	1125022	1133391
Large cushion	1116692	1125023	1133392
Medium-wide cushion*	1116693	N/A	1133393
Replacement parts	Nasal part number	Gel pillows part number	Full face part number
Small cushion	1116740	1125035	1133430
Medium cushion	1116741	1125036	1133431
Large cushion	1116742	1125037	1133432
Medium-wide cushion*	1116743	N/A	1133433
Small frame	1116745	1116745	1116745
Medium frame	1116746	1116746	1116746
Large frame	1116747	1116747	1116747
Headgear	1116750	1116750	1133450
Headgear magnetic clips	N/A	N/A	1133454
Fabric wraps	1116754	1116754	1116754
Sizing gauge	1116752	1125038	1116752

*A medium-wide cushion isn't available for gel pillows.